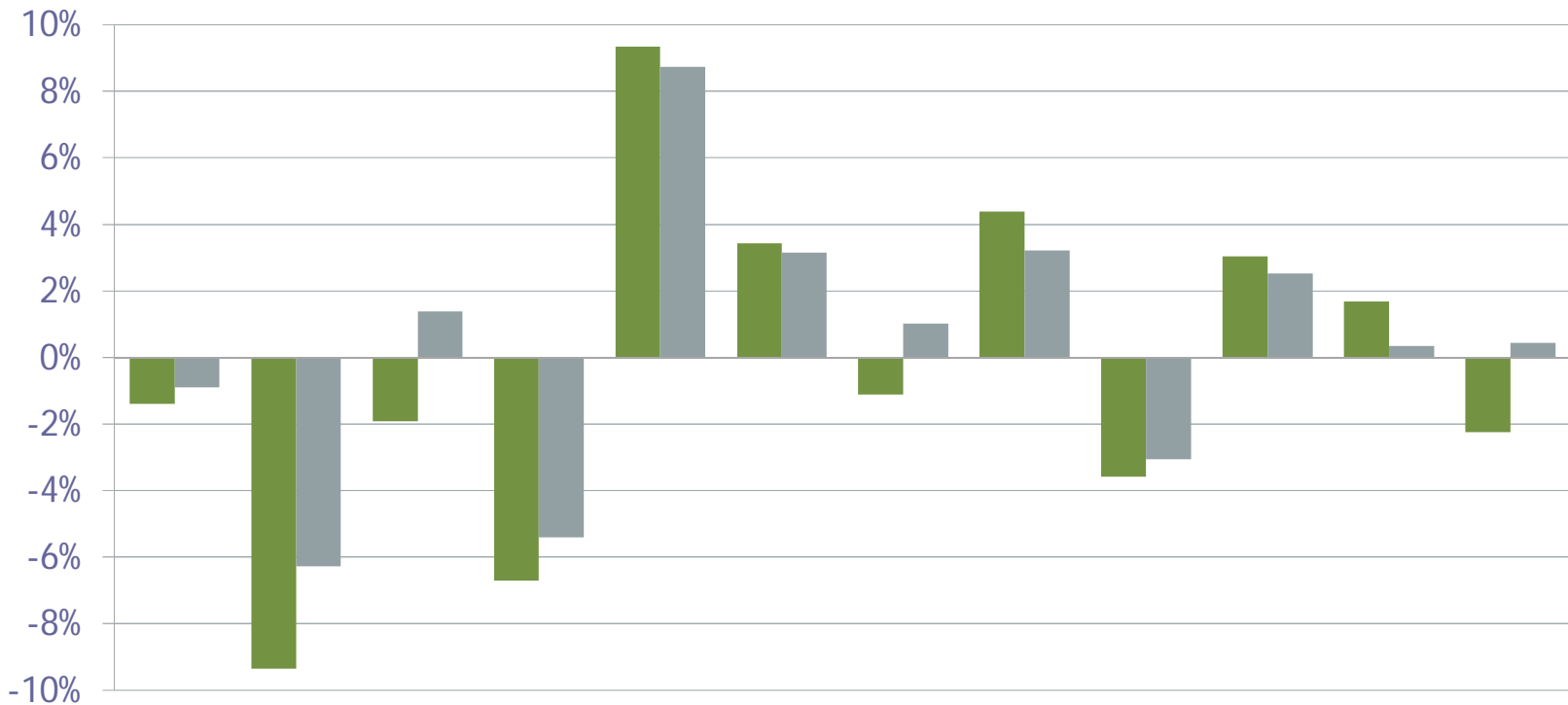


STYLUS Growth Fund

Monthly Returns for the Past 12 Months



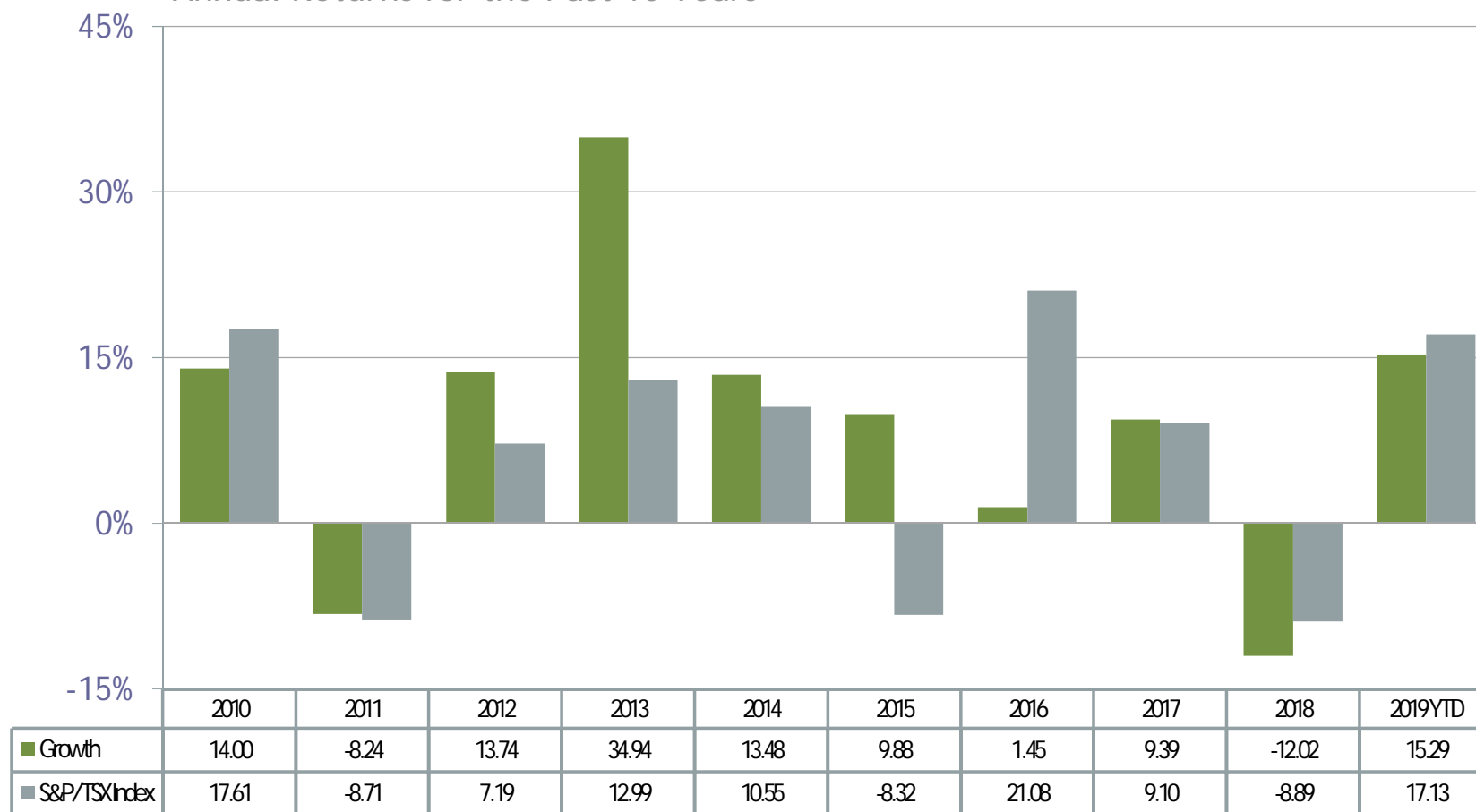
	Sep-18	Oct-18	Nov-18	Dec-18	Jan-19	Feb-19	Mar-19	Apr-19	May-19	Jun-19	Jul-19	Aug-19
■ Growth	-1.40	-9.35	-1.91	-6.71	9.35	3.43	-1.11	4.40	-3.59	3.04	1.68	-2.24
■ S&P/TSX Index	-0.89	-6.27	1.39	-5.40	8.74	3.15	1.01	3.22	-3.06	2.53	0.34	0.43

STYLUS returns are reported net of all fees.



STYLUS Growth Composite

Annual Returns for the Past 10 Years

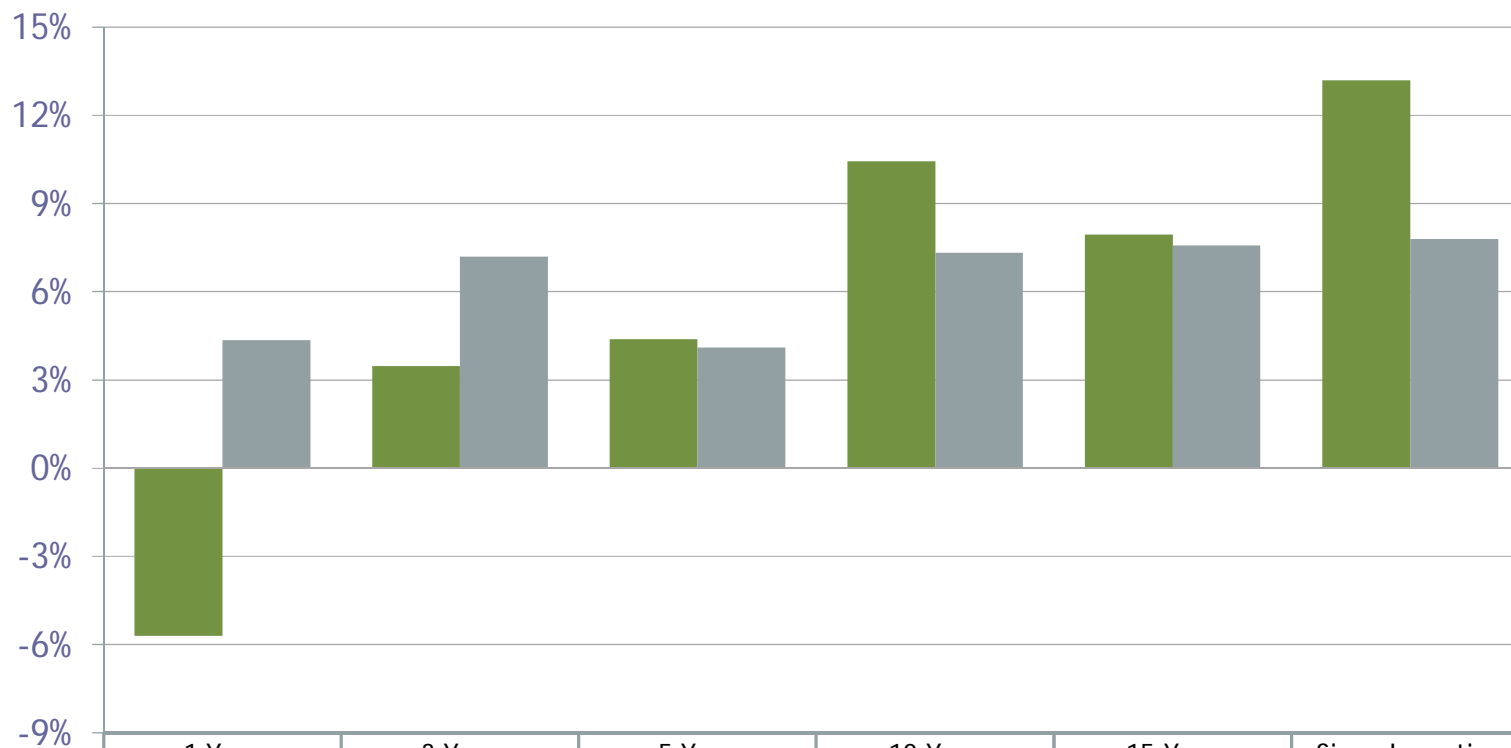


Performance of the Growth Composite from May 27, 2004 to present comprises the returns of the STYLUS Momentum fund. Performance prior to this date relates to a proprietary fund managed by STYLUS Growth fund. Performance prior to this date relates to a proprietary fund managed by STYLUS Asset Management Inc. (formerly C.P.M.S. Computerized Portfolio Management Services Inc.) and has been reduced to account for pro-forma management fees. All other returns are shown net of all fees.



STYLUS Growth Composite

Annualized Performance: 1, 3, 5, 10 & 15 years, Since Inception (Mar 1/96)



	1 Year	3 Year	5 Year	10 Year	15 Year	Since Inception
■ Growth	-5.70	3.48	4.38	10.45	7.94	13.19
■ S&P/TSX Index	4.35	7.20	4.10	7.33	7.57	7.80